

Cynomolgus GITR Ligand/TNFSF18 Protein

Cat. No. FSF-CM118



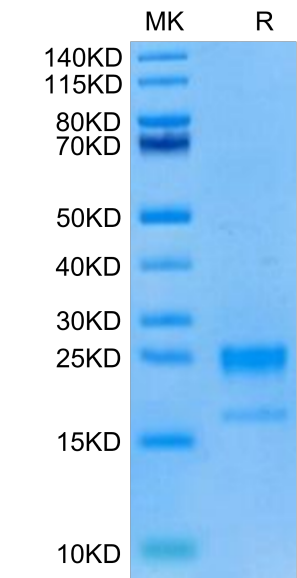
Description	
Source	Recombinant Cynomolgus GITR Ligand/TNFSF18 Protein is expressed from HEK293 with His tag at the C-Terminus. It contains Gln72-Ser199.
Accession	A0A7N9CM47
Molecular Weight	The protein has a predicted MW of 15.62 kDa. Due to glycosylation, the protein migrates to 17-27 kDa based on Bis-Tris PAGE result.
Endotoxin	Less than 1 EU per µg by the LAL method.
Purity	> 95% as determined by Bis-Tris PAGE > 95% as determined by HPLC

Formulation and Storage	
Formulation	Lyophilized from 0.22µm filtered solution in PBS (pH 7.4). Normally 8% trehalose is added as protectant before lyophilization.
Reconstitution	Dissolve the lyophilized protein in distilled water. Please refer to the Certificate of Analysis for detailed instructions.
Storage	-20 to -80°C for 12 months as supplied from date of receipt. -80°C for 3 months after reconstitution. Recommend to aliquot the protein into smaller quantities for optimal storage. Please minimize freeze-thaw cycles.

Background	
B-cell activating factor (BAFF) also known as tumor necrosis factor ligand superfamily member 13B is a protein that in humans is encoded by the TNFSF13B gene. BAFF is a cytokine that belongs to the tumor necrosis factor (TNF) ligand family. This cytokine is a ligand for receptors TNFRSF13B/TACI, TNFRSF17/BCMA, and TNFRSF13C/BAFF-R.	

Assay Data

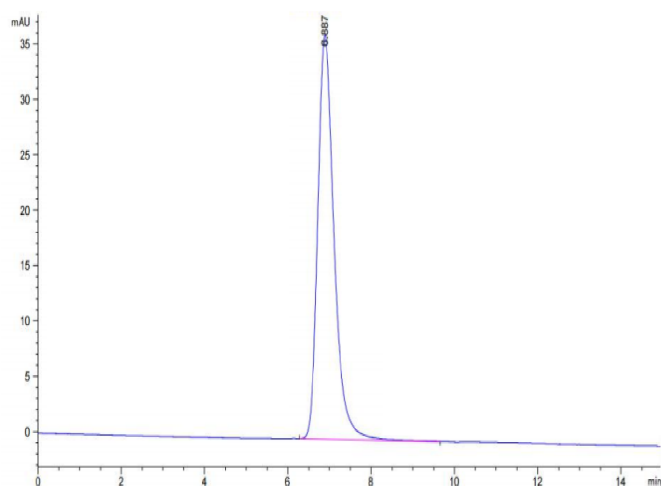
Bis-Tris PAGE



Cynomolgus GITR Ligand on Bis-Tris PAGE under reduced condition. The purity is greater than 95%.

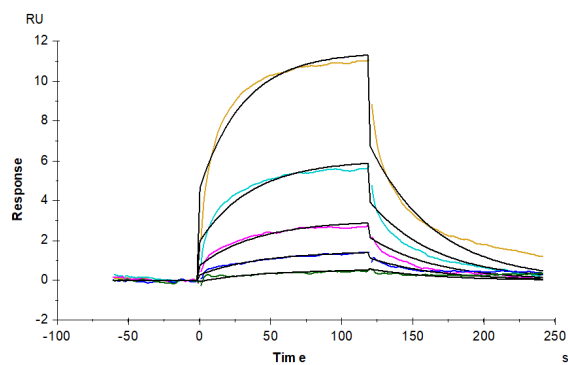
SEC-HPLC

Assay Data



The purity of Cynomolgus GTR Ligand is greater than 95% as determined by SEC-HPLC.

SPR Data



Cynomolgus GTR Ligand, His Tag immobilized on CM5 Chip can bind Cynomolgus GTR, His Tag with an affinity constant of 0.21 μM as determined in SPR assay (Biacore T200).